

This portable spot welding system is ideal for assembling thin mild steel sheets, such as metal furniture or for vehicle restoration. The Portaspot features an intuitive microprocessor controlled keypad which makes the product very easy to use.

FEATURES

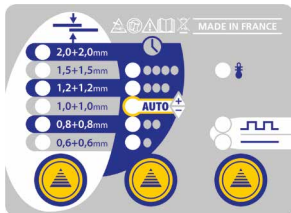
- Synergic adjustment : By selecting the thickness of the metal sheets to be joined the PORTASPOT automatically sets the current and the optimum spot welding time. (note : it is also possible to manually adjust the spot welding time)
- Able to weld metal sheets in the range 0.6 + 0.6mm to 2.0 + 2.0mm (ideal for 1.2 + 1.2mm).
- Operates in continuous or pulse spot welding mode (for harder steels or metal sheets with specific protective coatings).
- Adjustable clamping force from 30daN to 120daN (with arm L= 110 mm, PX1)
- Insulated thermal handle
- Single phase 230V - 16A
- Maintenance free
- Thermal protection.
- **Delivered with the arms PX1**



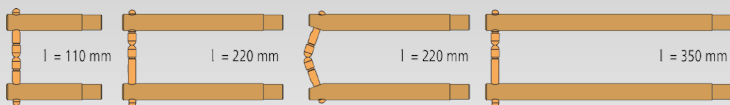
DISPLAY KEYPAD



Easy to use

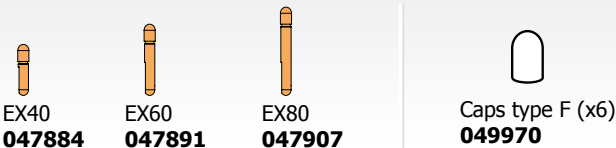


ARMS



PX1 (included) 047945 PX2 047938 PX3 047921 PX4 047914

ELECTRODES AND CAPS



EX40 047884 EX60 047891 EX80 047907 Caps type F (x6) 049970

ACCESSORIES



Blade 052857 Cap grinder 048966

Caps remover 050846

Simple Auto mode	Number of spots before first cut from cold start	Nombre de points entre deux coupures à chaud
0,6 mm + 0,6 mm	139	27
0,8 mm + 0,8 mm	93	23
1 mm + 1 mm	60	15
1,2 mm + 1,2 mm	42	10
1,5 mm + 1,5 mm	26	8
2 mm + 2 mm	16	4

Multiple Auto mode	Number of spots before first cut from cold start	Number of spots between two cuts after start
0,6 mm + 0,6 mm	50	12
0,8 mm + 0,8 mm	37	9
1 mm + 1 mm	30	8
1,2 mm + 1,2 mm	24	7
1,5 mm + 1,5 mm	19	5
2 mm + 2 mm	11	3

50/60hz	16A	I _{2CC}	I _{2p}	mm	U ₂₀	IP	Cable	100% CU			
1 x 230V	16A	6 300A	700A	2+2 mm	2.45V	20	2.5	3x2.5	OK	36x29x10 cm	10 kg
							↔ m	∅ mm ²			