

**INVERTER TECHNOLOGY, MICROPROCESSOR CONTROLLED WELDING UNIT WITH KEYBOARD AND DIGITAL DISPLAY. MULTI-PURPOSE EQUIPMENT, WILL WORK ON A 16A-230V - POWER SUPPLY EVEN FOR INTENSIVE USE.**

## MMA

With its high duty cycle and revolutionary arc dynamics, it will weld any kind of electrodes (Ø1.6 à 5 mm): steel, stainless steel, cast iron, rutile, basic, aluminum or cellulosic. This product ensures a stable arc with a constant intensity and features the following technology:

- ✓ **Anti-Sticking**
- ✓ **Adjustable Hot Start:** Makes it easier to arc with any type of metal (Low Hot Start: For thin metal sheets – high Hot Start for metals that are difficult to weld such as dirty or oxidized sheets)
- ✓ **Adjustable Arc force:** For better penetration and prevention of sticking.



## TIG LIFT

Equipped with a TIG torch with valve (option), this machine ensures you to have a smooth welding line.

- ✓ **TIG Lift:**  
The arc is created by touching the metal with the tungsten electrode - avoiding tungsten inclusions and radio electrical disturbances.
- ✓ **Automatic arc release:**  
This innovative function allows the operator to finish welding without creating craters. The time is adjustable and the function is activated by a movement of the torch.

Included:

- Earth clamp (3m/Ø 25mm<sup>2</sup>)
- Electrode holder (3m/Ø 25mm<sup>2</sup>)

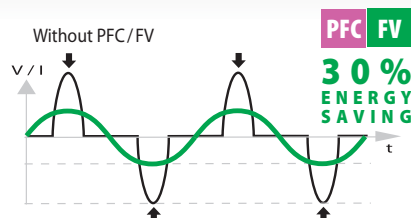
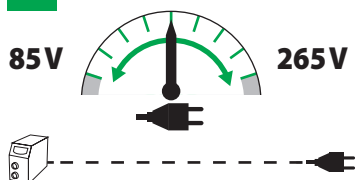
**OPTION** (ref 044401):  
TIG TORCH  
- Length: 4 m  
- Connector 35/50 mm<sup>2</sup>



## IN ANY SITUATION





This unit is suited for work in any situation (extension lead for on-site work or use on generators) with 2 technical features to manage the current:

**PFC POWER FACTOR CORRECTION**  
**FV FLEXIBLE VOLTAGE**



The PROGYS 200E has a powerful integrated PFC and features FLEXIBLE VOLTAGE (85-265V).

The PROGYS 200E will function on a standard 230V-16A / 110V- 32A, even during intensive use with long extension leads (100m).

50/60hz	+AM	I <sub>2</sub>								EN60974-1 (40°C)		U <sub>0</sub>			
		TIG	MMA	Ø 1.6	Ø 2	Ø 2.5	Ø 3.2	Ø 4	Ø 5	I <sub>A</sub> (60%)	X% (I <sub>2</sub> max)				
230V 1~	16A	10-200A		62	50	47	45	38	30	135A	25%	108V	35/50	16x36x27 / 7.5	7 kW
110V 1~	32A	10-140A								90A	40%				